

# Engineering Essentials Oscilloscopes Catalog

---

## TABLE OF CONTENTS

# Get Quality and Confidence with InfiniiVision Oscilloscopes

## TEST TO IMPRESS

Sometimes the job is making a design work better, and sometimes it's just making it work. Whatever challenges you face, Keysight InfiniiVision oscilloscopes, with models from 50 MHz to 6 GHz, can help. Whether you use a scope once a day, once a week, or once a month, InfiniiVision scopes are ready to inspire quicker insight. Keysight's technology puts automated measurements and accessible expertise at your fingertips.

### Why choose an InfiniiVision oscilloscope?

- Spend less time testing with tools like zone touch trigger, automatic settings, and built-in help.
- See more of your signal with uncompromising update rates.
- Get more analysis with multiple instruments in one oscilloscope, including digital voltmeter, waveform generator (WaveGen), counter, protocol analyzer, digital channels (MSO), and frequency response analyzer (Bode plot).
- Protect your investment by only purchasing the capability you need today with the ability to upgrade your bandwidth, digital channels (MSO), WaveGen capability, and software applications later.

### NEED AN APPLICATION-SPECIFIC SOLUTION?

InfiniiVision has you covered with software that includes automotive, aerospace and defense, embedded, power, universal serial bus (USB), and near-field communication (NFC) applications. [Click here to check out popular free software trials.](#)

Get quality and confidence with InfiniiVision — and test to impress.

Are you looking for higher-performance oscilloscopes?

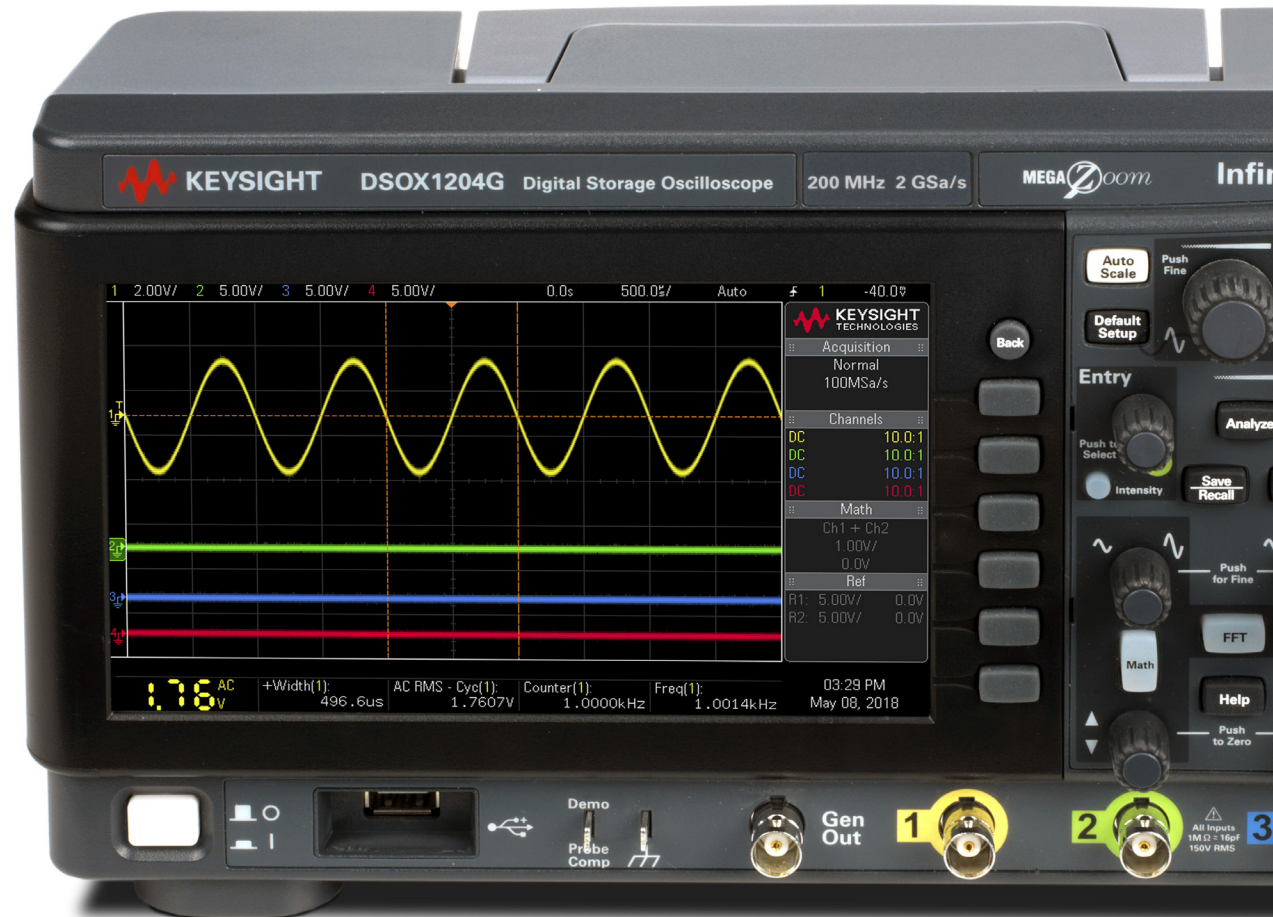
Check out the [High-Performance Digital Products catalog.](#)

# InfiniiVision 1000 X-Series Oscilloscopes

Engineered to give you quality, industry-proven technology at unbelievably low prices.

The 1000 X-Series leverages the same technology we use in our higher-end InfiniiVision family, giving you professional-level measurements you can trust. Now you can get even more functionality with capabilities like 4-wire SPI decode and remote connection via LAN. Get the performance you need to measure with confidence.

- Measure frequency response analysis (Bode gain and phase plots), included in models with WaveGen.
- See more signal detail with up to 200,000 waveforms / second update rate.
- Have confidence in your measurements with Keysight's custom technology.
- Test quickly and easily with a simple, intuitive user interface and built-in help and training signals.
- Get professional-level functionality with industry-leading software analysis, including standard serial bus analysis for the most popular serial bus standards, and 6-in-1 instrument integration.



InfiniiVision 1000 X-Series Oscilloscope  
Professional-level capabilities in an entry-level instrument

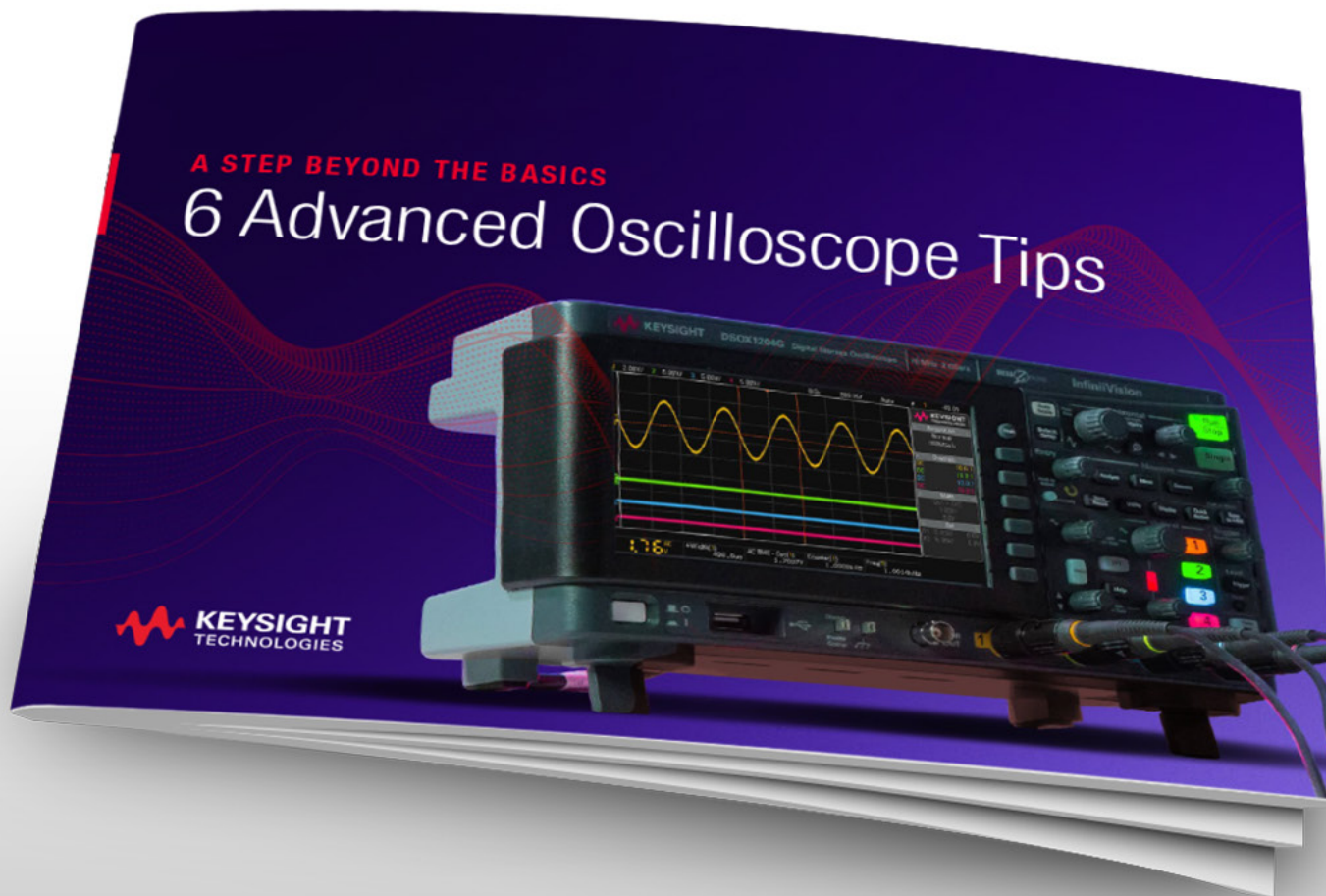
## INFINIIVISION 1000 X-SERIES OSCILLOSCOPES

Specifications	EDUX1052A	EDUX1052G	DSOX1202A	DSOX1202G	DSOX1204A	DSOX1204G
Bandwidth	50 MHz		70, 100, 200 MHz			
Channels	2 channels + external digital channel				4 channels	
Memory	200 k points		2 M points			
Max sample rate	1 GSa/s		2 GSa/s			
Integrated instruments	WaveGen (standard on Keysight EDUX1052G, DSOX1202G, and DSOX1204G models only), hardware-based serial protocol decode and triggering, frequency response analyzer (EDUX1052G, DSOX1202G, and DSOX1204G models only), digital voltmeter (DVM), and frequency counter					
Bode plot (FRA)	No	Standard	No	Standard	No	Standard
Mast testing	No		Standard (200,000 tests / second)			
Serial protocols (Std.)	I²C, RS232 / UART		I²C, SPI, RS232 / UART, CAN, LIN			

## PROFESSIONAL-LEVEL CAPABILITIES IN AN ENTRY-LEVEL INSTRUMENT

There's plenty of information available about oscilloscope basics and high-end features. What about everything in between?

Learn about some of the less talked about oscilloscope functions with the *A Step Beyond the Basics: 6 Advanced Oscilloscope Tips* - eBook.



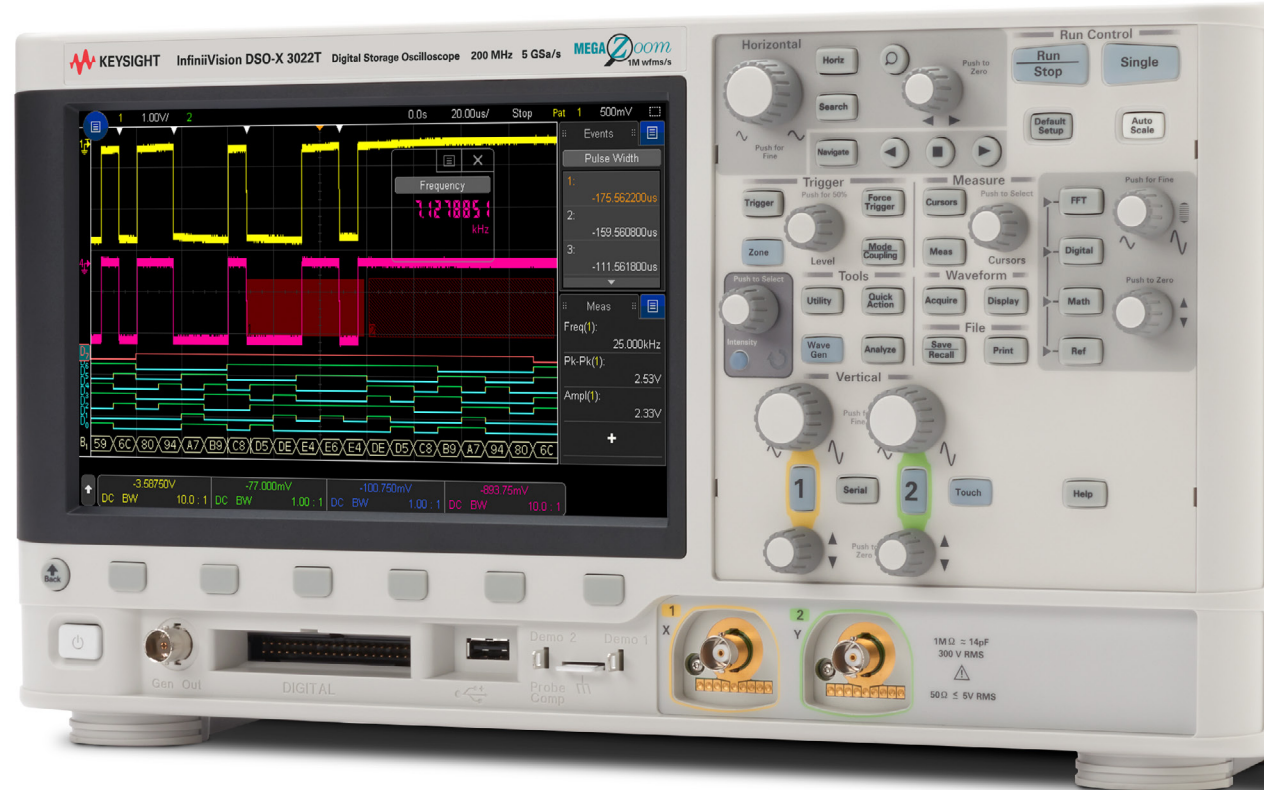
# InfiniiVision 3000T X-Series Oscilloscopes

Expect more from your general-purpose oscilloscope.

The 3000 T-Series provides the performance and capability you need to get to measurement insights faster with a capacitive touch screen, user interface designed for touch, zone touch trigger, and industry-leading waveform update rates. Have confidence that you see your complete signal detail to discover any issues quickly.

- Speed testing with simplified operation and documentation enabled by the 8.5-inch capacitive touch screen.
- Isolate signals in seconds with exclusive zone touch triggering.
- See the most signal detail with 1,000,000 waveforms / second update rate.
- Modulate and characterize signals with a built-in WaveGen 20 MHz ARB, 3-digit voltmeter, 8-digit frequency counter, and totalizer options.
- Decode serial buses faster with hardware-based serial analysis options.
- Protect your investment with the option to upgrade as your needs change.

InfiniiVision 3000T X-Series Oscilloscope  
Making your measurements is as easy as touch, discover, solve



## INFINIIVISION 3000T X-SERIES OSCILLOSCOPES

Specifications		3012T	3014T	3022T	3024T	3032T	3034T	3052T	3054T	3102T	3104T
Bandwidth		100 MHz		200 MHz		350 MHz		500 MHz		1 GHz	
Channels	DSOX	2	4	2	4	2	4	2	4	2	4
	MSOX	2 + 16	4 + 16	2 + 16	4 + 16	2 + 16	4 + 16	2 + 16	4 + 16	2 + 16	4 + 16
Memory		4 M points with segmented memory standard									
Max sample rate		5 GSa/s half channels, 2.5 GSa/s all channels									
Integrated instruments		Mixed-signal oscilloscope (MSO), 20 MHz arbitrary waveform generator, protocol analyzer, digital voltmeter, 8-digit counter, frequency response analyzer (Bode plots)									
Time base range		5 ns/div ~ 50 s/div		2 ns/div ~ 50 s/div				1 ns/div ~ 50 s/div		500 ps/div ~ 50 s/div	
Serial protocols options		I²C, SPI, UART / RS232, CAN / CAN FD / CAN dbc, LIN / LIN symbolic, SENT, FlexRay, I²S, MIL-STD1553, CXPI, ARINC429, Manchester / NRZ, USB PD									
Triggering		Zone touch trigger, edge, edge then edge (B trigger), pulse width, pattern, OR, rise / fall time, Nth edge burst, runt, setup and hold, video, enhanced video (HDTV) (option), and various serial buses (optional)									



Learn how to use oscilloscopes to characterize the performance of your automotive buses, including CAN, CAN FD, LIN, FlexRay, and SENT with the *Automotive Serial Bus Testing Using Oscilloscopes* - White Paper.

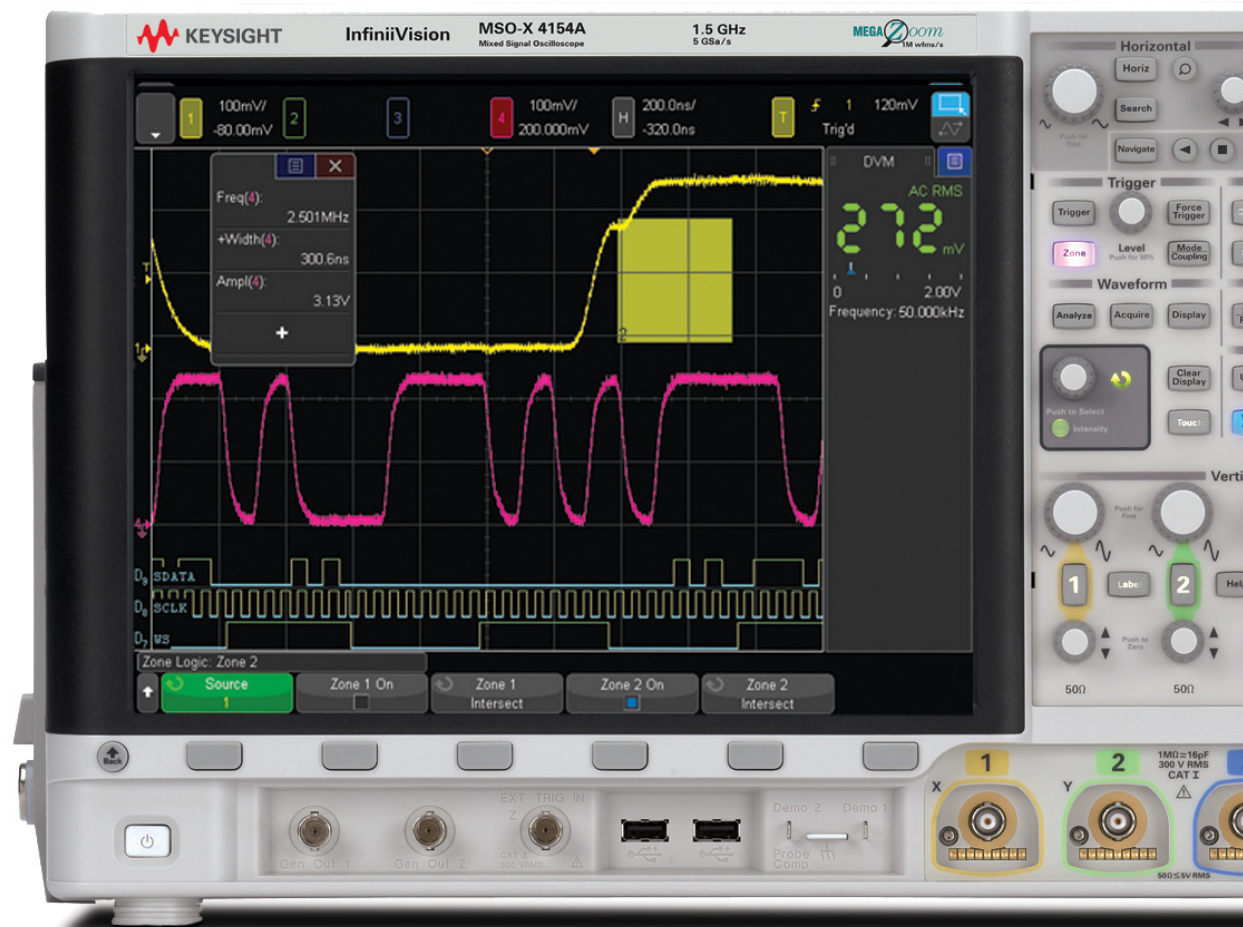
# InfiniiVision 4000 X-Series Oscilloscopes

Get next-generation performance.

Imagine an oscilloscope that sees everything, triggers on anything, has the ease-of-use of a tablet device, and grows with your projects. The 4000 X-Series is engineered for next-generation performance, delivering waveform update rates 20 times faster than the competition to display the most signal detail. An industry-leading 12.1-inch capacitive touch screen with innovative hardware-based zone touch triggering provides the most intuitive interface to get you answers faster. These oscilloscopes also provide maximum investment protection with fully upgradeable 7-in-1 instruments.

- Speed testing with simplified operation and documentation, enabled by a 12.1-inch capacitive touch screen.
- Isolate signals in seconds with exclusive zone touch triggering.
- See the most signal detail with 1,000,000 waveforms / second update rate.
- Get more functionality with optional integrated digital channels (MSO), serial protocol analysis, dual-channel WaveGen, frequency response analysis (Bode plots), power analysis, and 3-digit voltmeter.
- Protect your investment with full upgradeability — add options and bandwidth at any time.

InfiniiVision 4000T X-Series Oscilloscope  
Usability and capability that redefine the oscilloscope experience



## INFINIIVISION 4000 X-SERIES OSCILLOSCOPES

Specifications		4022A	4024A	4032A	4034A	4052A	4054A	4104A	4154A
Bandwidth		200 MHz		350 MHz		500 MHz		1 GHz	1.5 GHz
Channels	DSOX	2	4	2	4	2	4	4	4
	MSOX	2 + 16	4 + 16	2 + 16	4 + 16	2 + 16	4 + 16	4 + 16	4 + 16
Memory		4 M points with segmented memory standard							
Max sample rate		5 GSa/s half channels, 2.5 GSa/s all channels							
Integrated instruments		Logic channels, digital voltmeter (DVM), dual-channel WaveGen function / arbitrary waveform generator, frequency response analyzer (Bode plots), 8-digit hardware counter, and serial protocol analyzer							
Rise time (10 to 90%)		≤ 1.75 ns		≤ 1 ns		≤ 700 ps		≤ 450 ps	≤ 300 ps
Serial protocols options		I <sup>2</sup> C, SPI, UART / RS232, CAN / CAN FD / CAN-dbc, LIN / LIN symbolic, SENT, FlexRay, I <sup>2</sup> S, MIL-STD1553, CXPI, ARINC429, USB 2.0, Manchester / NRZ, USB 2.0, USB PD							
Triggering		Zone touch trigger, edge, edge then edge, pulse width (time-qualified) pattern, or rise / fall time, Nth edge burst, runt, setup and hold, enhanced video (HDTV) (option), and various serial buses (optional)							

Your oscilloscope's waveform update rate matters. Learn how to measure the update rate of your scope and how it affects the dead time as well as the probability of capturing glitches with *Why Waveform Update Rate Matters* - White Paper.



WHITE PAPER

## Can Your Oscilloscope Capture Elusive Events?

Why Waveform Update Rate Matters

### Introduction

Waveform update rate can be extremely important when evaluating oscilloscopes for purchase. Although this specification is often overlooked, it can have a direct impact on your ability to capture a random and infrequent event which occurs just once in a million occurrences of your signal. There are three reasons why fast update rates are important for today's oscilloscopes:

1. **Scope Performance.** If an oscilloscope updates waveforms very slowly, it makes using the oscilloscope very difficult. When you rotate the timebase control, you expect the oscilloscope to respond immediately — not seconds later after the scope has finished processing the data.
2. **Detailed Display.** A fast waveform update rate can improve the oscilloscope's display quality to show subtle waveform details such as noise and jitter with display intensity modulation.
3. **Glitch Capture.** A fast waveform update rate increases the scope's probability of capturing random and infrequent events in your signal that may be unreliable.

Waveform update rate is an important specification, but the update rate specification itself may be misleading. Even if your oscilloscope's data sheet specifies a fast update rate, it still may not be able to capture a glitch in your system. Learn how to measure the actual update rate of your scope then compare glitch capture and update rates across oscilloscope brands.



A Keysight InfiniVision 4000 X-Series Mixed Signal Oscilloscope

**KEYSIGHT**  
TECHNOLOGIES

Page 1

Find us at [www.keysight.com](http://www.keysight.com)

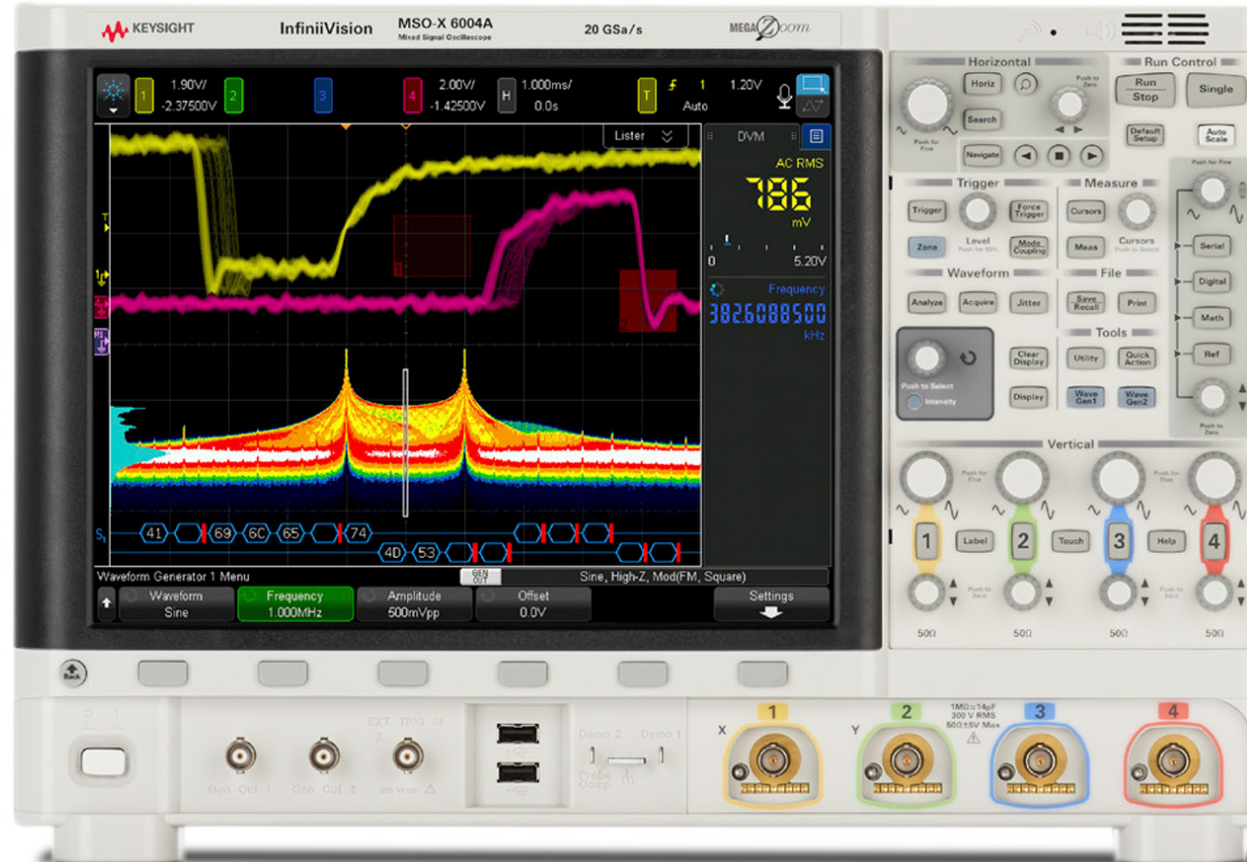
# InfiniiVision 6000 X-Series Oscilloscopes

Take advantage of unprecedented visualization power.

In the past, if you wanted an oscilloscope with exceptional performance, you could expect to pay a premium. Not anymore. The 6000 X-Series is designed for engineers who need bandwidth, visualization power, and the flexibility that comes with integrated capabilities. Get unprecedented visualization power with 450,000 waveforms / second update rate coupled with the hardware-based zone touch trigger. Increase your productivity with its 7-in-1 instrument integration and multi-language voice control. The InfiniiVision 6000 X-Series is the new standard in price performance.

- See more signal detail with 450,000 waveforms / second update rate.
- Isolate signals in seconds with exclusive zone touch triggering.
- Operate hands-free with multi-language voice control.
- Get more functionality with optional integrated digital channels, serial protocol analysis, dual-channel WaveGen, frequency response analysis (Bode plots), and 10-digit counter + 3-digit voltmeter.
- Protect your investment with full upgradeability; add options and bandwidth at any time.

InfiniiVision 6000 X-Series Oscilloscope  
The value leader in price for performance



## INFINIIVISION 6000 X-SERIES OSCILLOSCOPES

Specifications	DSOX6002A	MSOX6002A	DSOX6004A	MSOX6004A
Bandwidth	1 to 6 GHz options			
Channels	2	2 + 16	4	4 + 16
Memory	4 M points with segmented memory standard			
Max sample rate	20 GSa/s half channels, 10 GSa/s all channels			
Integrated instruments	Digital channels, serial protocol analysis, a built-in dual-channel WaveGen, frequency response analysis, built-in digital multimeter, and built-in 10-digit counter with totalizer			
Noise floor	210- $\mu$ Vrms noise floor at 1 mV/div (6 GHz), 115- $\mu$ Vrms noise floor at 1 mV/div (1 GHz)			
Serial protocols options	I <sup>2</sup> C, SPI, UART, CAN / CAN FD / CAN-dbc, LIN / LIN symbolic, FlexRay, SENT, I <sup>2</sup> S, MIL-STD1553, ARINC429, USB 2.0, CXPI, Manchester / NRZ, USB PD			
Triggering	Zone touch trigger, edge, edge then edge, pulse width (time-qualified), pattern, or, rise / fall time, Nth edge burst, runt, setup and hold, enhanced video (HDTV) (option), and various serial buses (optional)			

# Infiniium EXR-Series Oscilloscopes

Discover an 8-channel oscilloscope that is powerful, easy to own, and intuitive to use.

The EXR-Series incorporates a 10-bit ADC with a sample rate of 16 GSa/s available on all channels simultaneously. A high-resolution ADC's usefulness is dependent on the low-noise front end that supports the additional quantization levels. The EXR-Series' low noise front end includes custom ICs, like the 130 nm Bipolar CMOS (BiCMOS) IC that incorporates user-selectable analog filters and bandwidth upgrades via a software license.

- Get four times more vertical resolution than 8-bit oscilloscopes.
- Experience high-resolution mode with up to 16 bits.
- Acquire clearer signals with noise as low as 43  $\mu\text{V}$  and 9.0 bits of system ENOB with hardware filtering.
- See more information with history mode and segmented memory.
- Protect your investment with fully upgradeability; add options, bandwidth, and more channels at any time.



Infiniium EXR-Series Oscilloscope  
Powerful. Easy to Own. Intuitive to Use.

## INFINIUM EXR-SERIES OSCILLOSCOPES

Specifications		EXR05XA	EXR10XA	EXR20XA	EXR25XA
Bandwidth (-3 db)	50 $\Omega$	500 MHz	1 GHz	2 GHz	2.5 GHz
	1 M $\Omega$	500 MHz	500 MHz	500 MHz	500 MHz
Typical rise / fall time	10 / 90%	860 ps	430 ps	215 ps	172 ps
	20 / 80%	620 ps	310 ps	155 ps	124 ps
Channels		4 or 8 channels analog, 16 channels digital (optional)			
Sample rate		16 GSa/s, all analog channels			
Memory		Standard: 100 Mpts / channel (all channels) / Optional: 400 Mpts / channel (all channels)			
Integrated instruments		Digital channels, protocol analysis, arbitrary waveform generator (50 MHz), frequency response analysis (50 MHz), 4-digit digital multimeter (10-digit counters), logic analysis (16 channels), and phase noise analysis			
Noise floor		100 $\mu$ Vrms noise floor at 1 mV / div (2.5 GHz), 43 $\mu$ Vrms noise floor at 1 mV / div (20 MHz)			
Serial protocol options		I <sup>2</sup> C, SPI, Quad SPI, eSPI, RS232, UART, JTAG, I <sup>2</sup> S, SVID, Manchester, USB 2.0, 10 / 100 Mb/s Ethernet, USB-PD, CAN, CAN-FD, LIN, SENT, FlexRay, RFFE, I <sup>3</sup> C, SPMI, ARINC 429, MIL-STD 1553, SpaceWire, 100BASE-T1 automotive Ethernet			
Triggering		Edge, edge transition, edge then edge (time / event), pulse width, glitch, runt, timeout, pattern / state, setup / hold, window, protocol, generic protocol, burst, Nth edge, OR'd edges, Zone touch trigger, measurement limit, and non-monotonic edge			

## SAVE HOURS OF TEST TIME WITH NEW OSCILLOSCOPE FEATURE

Check out the *Quickly Find and Identify Hidden Signal Errors* application note to discover the first-of-its-kind Keysight Fault Hunter oscilloscope feature that characterizes your signal, finds errors, and identifies them.

### Infiniium EXR and MXR-Series Oscilloscopes Quickly Find and Identify Hidden Signal Errors

APPLICATION NOTE

#### Save Time and Resources

An oscilloscope is critical for testing new designs, troubleshooting unexpected behavior, and making quality measurements against accepted standards and specifications. Keysight's Fault Hunter automatically searches for hidden signal anomalies and is a standard feature on the Keysight Infiniium EXR- and MXR-Series oscilloscopes. Using the Fault Hunter function saves critical test time with advanced and intuitive features so you can increase confidence in your designs via more comprehensive test results.

#### Fault hunting

Troubleshooting, testing design ideas, or performing quality assurance is time-consuming. If you do not know what you are looking for in a problematic signal, you could spend hours trying to find it.

The Infiniium EXR-Series oscilloscope learns the signal first to determine which sections of the signal are anomalies. Fault Hunter automatically determines what is typical of the signal under test based on measurements like pulse width, rise time, and fall time.

The following are six signal types that Fault Hunter may find:

- Glitch (positive or negative) is a pulse-width trigger that focuses on a pulse of a width that is thinner than normal pulses.
- Runt (positive or negative) is a pulse-width trigger that focuses on height rather than width. A trace that does not reach the expected height triggers on the runt or the smaller trace.
- Slow-rising or slow-falling edges are triggers related to the slew rate of the signal.



#### What is Fault Hunter?

Keysight's Fault Hunter is a new oscilloscope feature to quickly locate and identify electronic faults by automatically setting up advanced triggers.

Fault Hunter, once started, uses the first 30 seconds to learn a normal signal, then compares subsequent waveforms to catch up to six waveform anomalies.

Fault Hunter can compare waveforms for 1 to 2,880 minutes.



Page 1

Find us at [www.keysight.com](http://www.keysight.com)

## EXPAND YOUR INFINIIVISION OSCILLOSCOPE'S CAPABILITIES WITH POWERFUL APPLICATION SOFTWARE

You need fast, accurate answers to your measurement questions — that's why Keysight offers a wide range of application-specific oscilloscope software. We engineered these applications to work with your oscilloscope to provide exceptional insight quickly and easily into your signals.


Click here to check out [Keysight oscilloscope software](#). Most of our software is available for a free 30-day trial.



Automotive



Aerospace & Defense



Embedded



Power



USB



NFC



Ultimate Bundles





This information is subject to change without notice.  
© Keysight Technologies, 2020, Published in USA, December 2, 2020, 7120-1220.EN